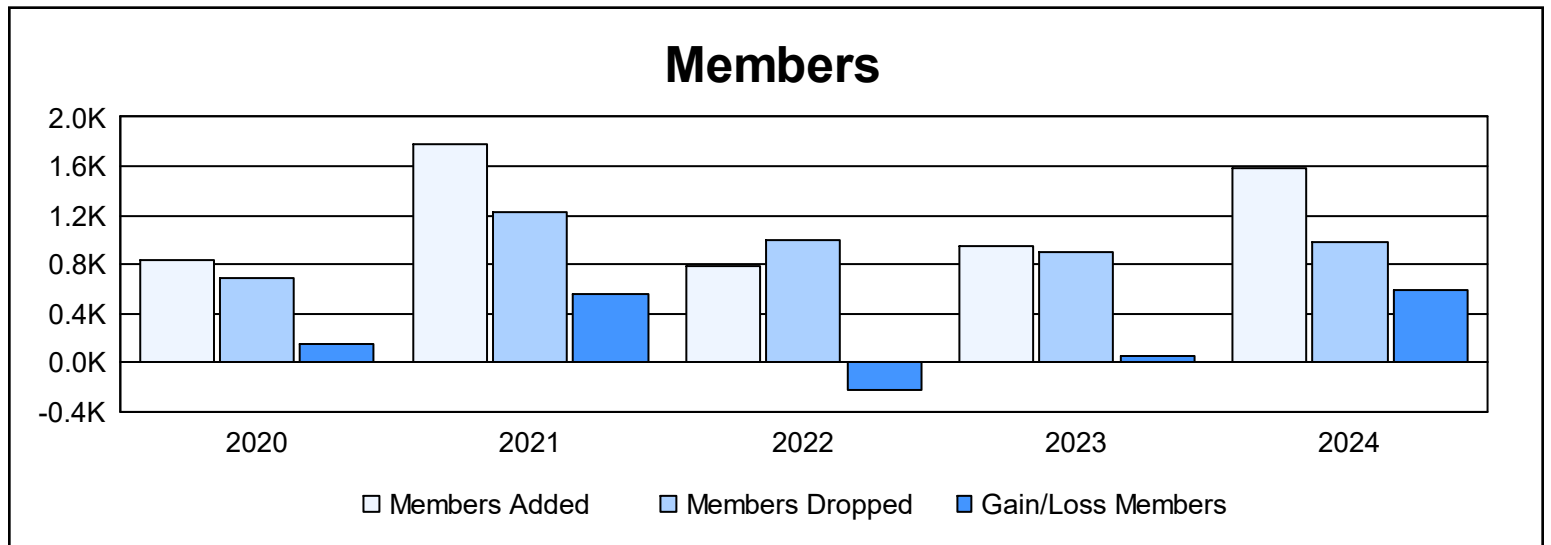
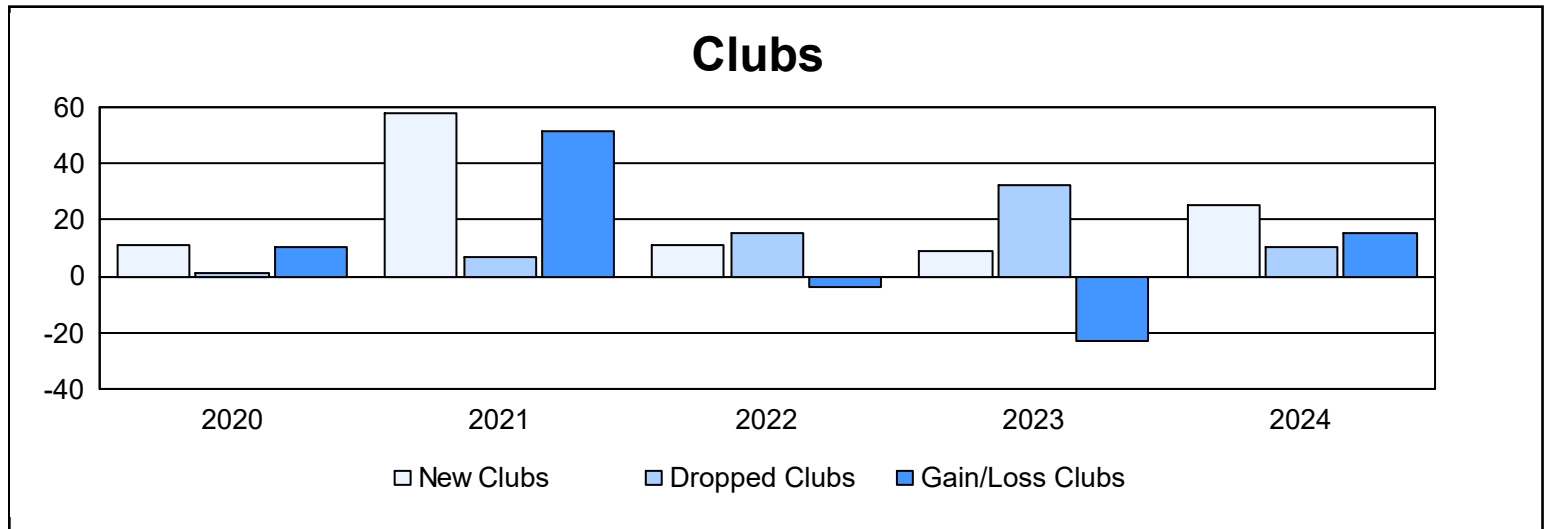
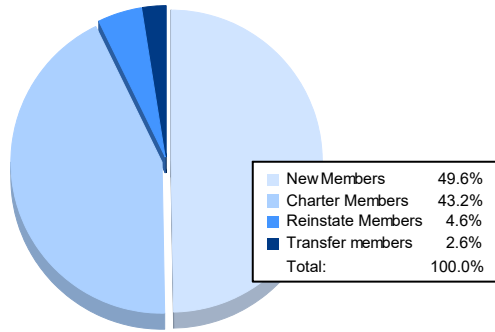


Year	New Clubs	Dropped Clubs	Gain/ Loss Clubs	New Members	Charter Members	Reinstate Members	Transfer Members	Total Member Added	Total Members Dropped	Gain/ Loss Members
2019-2020	11	1	10	287	510	15	27	839	690	149
2020-2021	58	7	51	418	1,342	15	3	1,778	1,228	550
2021-2022	11	15	-4	443	292	38	8	781	1,005	-224
2022-2023	9	32	-23	491	399	43	10	943	894	49
2023-2024	25	10	15	782	681	72	41	1,576	981	595
Average	23	13	10	484	645	37	18	1,183	960	224



Membership Composition June 2024 Cumulative



Gender Composition June 2024 Cumulative

